



BRAMPTON PRIMARY SCHOOL NURSERY TOPIC INFORMATION

Dear Parents,

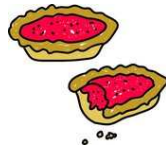
We are so pleased to welcome your child into Brampton Primary School Nursery. They are settling in to a new routine, meeting new friends and learning to be independent. We want to make sure they enjoy a fun, exciting and broad curriculum therefore we will begin a topic on **Colour** next week. Please could you take a little time to read the weekly information so you can feel a part of your child's learning and helpful hints for parents are also included.

RED WEEK

September 28th - 2nd October

We will be...

- Looking at all things red.
- Cooking jam tarts.
- Painting with red paint and creating collage pictures.
- Tasting a variety of red fruit and vegetables.
- Acting out the story of 'Little Red Riding Hood' in Drama.

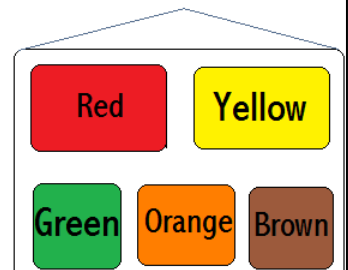


Colour Wall Hanging

In Nursery we will have a special colour wall hanging in which to collect small objects connected to the colour of the week.

Please could you help your child to find a small object to place in our colour pockets.

Please make sure the items are clearly named.



GREEN WEEK

5th - 9th October

We will be...

- Printing with green peppers.
- Visiting our wildlife garden.
- Singing and counting 'ten green bottles'
- Working together to make a green turtle jelly.
- The physical movement session will be a game learning about the different types of green fruit and vegetables.



This topic information has only outlined a few of the tasks to be carried out from our detailed weekly planning.




YELLOW WEEK

12th - 16th October

We will be...

- Investigating the texture and taste of yellow custard
- Finger painting with yellow Paint.
- Carrying out capacity work with Pasta.
- Playing music and creating art-work about '5 little ducks'.



ORANGE AND BROWN WEEK

19th - 23rd



We will be...

- Going on an autumn walk.
- Working together to create a comb printed scarecrow.
- Hedgehog hand-printing.
- Experimenting with texture
What does spaghetti feel like?
- Tasting orange and brown foods.



Dressing Up

Each Friday we would love each child to come to Nursery wearing something connected with the colour of the week i.e. a green t-shirt on green week or red socks on red week.

This is designed to be a fun activity. Please don't worry if you do not have a piece of clothing for each colour or maybe ask a friend to help out.

How can you help your child at home?

1. Chat to your child about the colour being studied.
2. Discuss the colours in the local environment.
3. Help with counting 1-5.
4. Read the book chosen by your child.
5. Find a small item to place in the colour pocket each week.
6. Come to nursery each Friday wearing an item of clothing connected to the colour of the week.

Tree

Flowers



We are looking forward to a fun packed colour topic.